



A PEARSON VUE BUSINESS





Microsoft Certified Fundamentals Exam Tutorial


Note: All Microsoft Certified Fundamentals exams contain a total number of questions that is subject to change. The MS-900 used in this tutorial is just an example. For more info see our [Exam Lengths](#) page.

Exam Summary

Exam MS-900: Microsoft 365 Fundamentals

Welcome Jane Smith!

-  Session Time: **1 hours 5 minutes**
(Includes instructions, survey, and exam)
-  Exam Time: **45 minutes**
-  Total Exam Questions (includes any case study and lab questions and tasks): **39**
-  Minimum Score Required To Pass: **700**



Next >

⚙ Color Scheme ▾

Exam Overview and Instructions

Exam MS-900: Microsoft 365 Fundamentals

Welcome



Welcome to this Microsoft Certification exam. The following information is provided to help you use your exam time most efficiently.

Exam Format and Question Formats

This exam session includes multiple sections, including introductory sections, exam content sections, and post-exam sections. This exam might contain several types of questions. Select the "[Help](#)" button (located at the bottom of each question screen) to display information about the current question type.

Timing

The amount of time available to complete this exam was provided on the Welcome Screen and will be provided again before you start the exam. The remaining exam time is displayed in the upper-right corner of the exam window. You may hide the exam clock if you prefer to not view it and redisplay it at any time. Any delays, such as time spent loading the next question or section, do not

[Next](#) Color Scheme 

Exam Overview and Instructions

Exam MS-900: Microsoft 365 Fundamentals

Welcome

Welcome to this Microsoft Certification exam. The following information is provided to help you use your exam time most efficiently.

Exam Format and Question Formats

This exam session includes multiple sections, including introductory sections, exam content sections, and post-exam sections. This exam might contain several types of questions. Select the "Help" button (located at the bottom of each question screen) to display information about the current question type.

Timing

The amount of time available to complete this exam was provided on the Welcome Screen and will be provided again before you start the exam. The remaining exam time is displayed in the upper-right corner of the exam window. You may hide the exam clock if you prefer to not view it and redisplay it at any time. Any delays, such as time spent loading the next question or section, do not affect your exam time.

You can use the available exam time at your discretion, spending as much time as you want on any question or section. Manage your time so that you can complete all exam sections in the time provided.

Unscheduled Breaks

You may take a break at any time during the exam except during a problem-solution set. After the break, you will NOT be able to return to any question that you displayed before the break. Five minutes has been allocated for break time, but you may take as much time as you want, and you may take multiple breaks. The exam clock will continue to count down the exam time during your break. If the exam time expires during your break, your exam will be scored based on the questions and tasks you completed before your break.

Reviewing Items Later

You can select the "[Review Later](#)" check box (located below each question) to flag questions that you want to return to later. At the end of the section or exam, you will see the questions that you have marked for review.

Leaving Feedback on Questions

You can select the "[Leave Feedback](#)" check box (located below each question) to flag questions for which you want to provide comments after you finish the exam. The time allocated for leaving feedback is separate from the exam time. You cannot transfer any remaining exam time to the time allocated for leaving feedback.

Keyboard Shortcuts

You can use keyboard shortcuts to perform certain functions within the exam. To display information about the available keyboard shortcuts, select the "[Help](#)" button associated with the question.

Viewing Content

To display all the question text or answer choices, you might need to move the scroll bar that appears when content is not visible on the screen. Before answering the question, look for the scroll bar and ensure that you have read all of the question text and answer choices. To see more or less of the question or answer text, move the horizontal splitter bar (divider) between the question area and answer area.

Case Studies

This exam might contain case studies. Case studies are not timed separately from other exam sections. Pay attention to the Exam Progress (at the top of the screen) to ensure that you have sufficient time to complete any exam sections that follow the case study.

The number of case studies and associated questions are displayed on the Welcome Screen and on the screen shown immediately before you start the exam. Case studies are also visible in the Exam Progress menu.

After you start a case study, you will NOT be able to return to any preceding exam sections. Similarly, after you leave a case study, you cannot return to it; be sure to answer all case study questions before you leave the case study section.

Tell us about your technical experience.

The following survey questions are for research purposes only and will not affect your exam score or the exam questions in any way.

The questions are about your proficiency in **Microsoft 365 Fundamentals**. We use survey results to evaluate and improve the quality of this exam and the value of your credential, so please be as accurate as possible in your answers. We appreciate your participation and honest responses.

No exam time is used to complete this survey. An additional five minutes has been allocated for these survey questions. If you complete this survey in fewer than five minutes, the unused time will not be applied to your exam time.

Next




⚙ Color Scheme ▾



Survey Question 1

Survey Question Progress (1/4)

TIME REMAINING 

00 : 03 : 12

Rate your knowledge level of describing cloud concepts, including describing the different types of cloud services available, and the benefits of and considerations for using a cloud service instead of on-premises services.


- A. Very High
- B. High
- C. Moderate
- D. Low
- E. Very Low

 **Previous**

Next 

Survey Question 3

Survey Question Progress (3/4)



Rate your knowledge level of describing security, compliance, privacy, and trust in Microsoft 365, including describing Zero Trust security principles; identifying and accessing management solutions; threat protection solutions; and trust, privacy, risk, and compliance solutions.


- A. Very High
- B. High
- C. Moderate
- D. Low
- E. Very Low

Ready to start the exam?

Exam MS-900: Microsoft 365 Fundamentals




 Exam Time: **45 minutes**

 Total Exam Questions (includes case study and lab questions and tasks): **39**

Note:

The questions in this exam are grouped into sections. You cannot return to a section once you have completed it. Sections are not timed separately.

Start Exam >

 Color Scheme